



The Long Range Weather & Climate Forecasters

Piers Corbyn*, WeatherAction, Statement on UN IPCC 5th Report & BBC-Met Office involvement – issued 28 Sep 2013 *astrophysicist and long-range weather and climate scientist and forecaster

THE SUN LAUGHED AT the UN Climate Committee (IPCC) 5th Report – see solar image 27Sep <http://twitpic.com/df7h7b> . The report is indeed totally laughable but also deadly dangerous.

“It is a cowardly cover-up of climate reality - in which the BBC and Met Office play an especially dishonest role - and an utter disgrace to science. It is a product of self-interested warmist parasites and Big Oil & energy giants who gain from high energy charges.

It points the world in the wrong direction and if followed will lead to malnutrition, starvation and impoverishment of millions as world agriculture and economies are hit by the developing Mini-Ice-Age while the UN IPCC and Governments (Australia now excepted) impose green taxes in supposed preparation for warming climate changes which are opposite to what will happen.


REALITY CHECK - EXTREME WEATHER IS THE ISSUE!

“Before looking at the proven failure of the Man-made CO2 Climate Change proposition we need a reality check on why the world is arguing about whether or not small changes in a trace gas (CO2) are making even MEASURABLE changes in world temperature. The ONLY reason is that it was claimed that these changes if they exist **might** lead to DANGEROUS weather events. **Extreme weather is the problem to be tackled** and we at WeatherAction predict extreme weather events weeks and months ahead - with proven peer-reviewed skill - using SOLAR ACTIVITY – nothing to do with CO2. Yet the UN IPCC, Governments, Met Office and warmist media BBC, New York Times etc consistently refuse to acknowledge or report our warnings. They prefer the public to suffer and even die than admit their deluded CO2 theory has failed every objective scientific test and can predict nothing. **They have a political agenda which is the enemy of evidence-based science**

“This UN IPCC 5th report and the build-up to it is a carefully choreographed self-referencing political PR game which contains nothing of substance and regurgitates old ‘cherry picked’ discredited data and is constructed to conceal the core scientific fact:

“All scientific tests and examination show there is NO ACTUAL OBSERVED EVIDENCE for man-made CO2 Climate Change in the real atmosphere and sea in the real world and ONLY EVIDENCE AGAINST. The warmist CO2 ‘theory’ is disproved.

“A cowardly cover-up and a disgrace to Science”



Source of pic thanks to Lou Mackenzie

“No flock of warmist sheep, however deluded, self-important, or supposedly large, can in the end overcome a single tiger of evidence-based science.”



The Long Range Weather & Climate Forecasters

The CO2 Warmist proposition – FAIL

- **ALL THE DIRE PREDICTIONS** of the CO2 warmists since 2000 have failed – see page 4
- **THEIR "ADMISSION"** of a 'a pause in warming' over the last 15 years is itself a cover-up for the fact that **ONLY THEIR FRAUDULENT DATA** shows any 'warming' at all in the period – page 5
- **THEIR CLAIM** that this pause was "something (CO2 warmists) expected" is a brazen lie. They expected 'runaway warming'
- **THEIR POINT** that the world has relatively warmed over the last 30yrs or so is merely an expression of the natural solar-lunar ~60yr cycle of temperatures (& Pacific circulation) explained scientifically by WeatherAction in 2008, nothing to do with CO2. See p 6 (USA eg)
- **THEIR CLAIM** that alleged CO2 warming due to a small rise in the atmospheric concentration (0.04%) of the trace gas, CO2, is somehow hidden in the deep ocean is scientific nonsense beyond reason, fact or observation. The non-observed 'warming' of the atmosphere cannot realistically get to the deep sea let alone make a sensible difference to the massive oceans (71% of Earth's surface). Termites alone produce 10 times the CO2 of all Man's activity. **Will Obama start A WAR ON ANTS?**
- **THE CO2 "theory"** has no predictive powers in weather or climate and while all it's dire warnings have failed and it's supposed scientific basis has been shown to be lacking the prognoses of the **EVIDENCE-BASED Solar-Lunar science** of WeatherAction and others over the last 7 years have been vindicated – next page.

THE UK Met Office statement* on the IPCC Report is deluded & anti-scientific [*http://bit.ly/1dPuxqh](http://bit.ly/1dPuxqh)

- It 'cherry-picks' information, regions and events and uses discredited data to cover-up warmist failure. Temperatures are from fiddled data and the discredited 'hockey stick' - exposed in 2009 Climate-Gate for attempting to hide the Medieval Warm period - which was warmer than now.
- The last 3 decades have not been "warmer than any preceding decades since 1850" except by using fiddled data. The general observed changes follow natural cycles (eg 22yr, 60yr and many others) which are understandable and largely predictable under solar-magnetic-Lunar science – not by CO2
- World ice inc Antarctica has been dramatically increasing and BBC & Met Office have been very dishonest about Arctic Sea ice which is also now rising, p 11.
- Prof Belcher's (Head of MO Hadley Centre) flight to "Well established Physics" (**no, "FAILED pseudo-Physics"**) to insist that there ought to be warming where there is none is desperate. Reality disproves his theory irrespective of his station. **IN FACT temperatures over centuries control CO2 not the other way** – p 7.
- The observed decline in the warm current flow to Britain+Ireland of the GULF STREAM was predicted by WeatherAction's Solar-Lunar Action Technique and will get much worse in the coming 20 years. The idea this is something to do with CO2 is OTT baseless delusion.

WEATHER ACTION is 100% confident that there is no evidence for man-made Climate Change in real observed data. WE CHALLENGE THE BBC AND MET-OFFICE TO PUBLIC TV and Radio DEBATE ON THEIR CLAIMS

IN THE NAME OF SCIENCE THE UN IPCC and all it stands for must be destroyed."

Piers Corbyn 07908734296 / 02079399946 / piers@weatheraction.com ; www.WeatherAction.com



The Long Range Weather & Climate Forecasters

Solar-magnetic–Lunar Theory - SUCCESS

While the CO2 warmist proposition has had a decade of dire failure WeatherAction's Solar-Lunar-Action-Technique Science and Long Range weather & climate forecasting has gone from strength to strength – see following pages and WeatherAction presentation to the Parliamentary Committee on the supercold and snowy Dec 2010, which was predicted by WeatherAction and no other forecasters:

<http://www.weatheraction.com/docs/WANews11No5a.pdf> . This presentation includes reasons why the CO2 theory fails. For WeatherAction Web-available Forecasts / archives go to <http://www.weatheraction.com/wactmember5.asp> / www.weatheraction.com

The developments we, WeatherAction, warned about: equator-ward shifts and wild swings of the Jet streams, an increase in very extreme weather events and general cooling as the world moves further into the early stages of a Mini-Ice-Age have already been well confirmed – p10. Further information on likely developments are in Piers Corbyn's centre spread in the current GAFTA, (international) Grain And Feed Trades Association, Journal:

<http://www.weatheraction.com/docs/WANews13No38.pdf>

Our Solar-Lunar-Action-Technique of long range forecasting is now able on a regular basis to Long-Range predict Solar Coronal/Active region events and associated detailed weather in Britain+Ireland, Europe, and USA, Atlantic, Jet stream shifts, extreme storms, formations of tropical cyclones and aspects of Earthquake risk (Trials) – **eg** see pages 8 & 9

<http://www.weatheraction.com/docs/WANews13No36.pdf> Does Man's CO2 cause coronal holes? (LOL!)

- The core prognoses and assumptions of the CO2 warmist theory do not work. All it's weather predictions have failed, temperature data has been fiddled and real world temperatures are falling, CO2 has **not** recently reached levels not already reached in the last 200 years and claims about Arctic ice have been false and it is now expanding – see p 7, 11

<http://www.weatheraction.com/docs/WANews13No5.pdf>; <http://www.weatheraction.com/docs/WANews13No7.pdf> ;
<http://www.weatheraction.com/docs/WANews13No10.pdf>; <http://www.weatheraction.com/docs/WANews13No19.pdf>

- **The UN Climate Committee, IPCC, now admits failings of their propositions, and a number of Governments have now rejected Climate Games and the so-called 'Green Agenda'.**

- **The time is now to stand up for evidence-based accountable science & policies and end the CO2 scam worldwide. DEMAND evidence-based science and balanced debate from MPs, schools & Universities.**

The CO2 Warmist scares have comprehensively failed

THEY TOLD US in ~2000:

Dangerous climate change within ~a decade

World runaway warming

Droughts & Heatwaves UK

The End of Snow by 2010 UK &c

More USA Hurricanes

World massive Ice melts

Springs Eu UK US early/warm

Large Sea level rise

WHAT HAPPENED

- from around 2007 to 2013

The World got colder

- While CO2 went up

Floods, cold & Hail

Dramatically more snow

Less USA Hurricanes

MORE World ice &

BBC Dishonest reporting of Arctic

Springs LATE & COLD!

NO - *Same slow rise since last Ice Age*

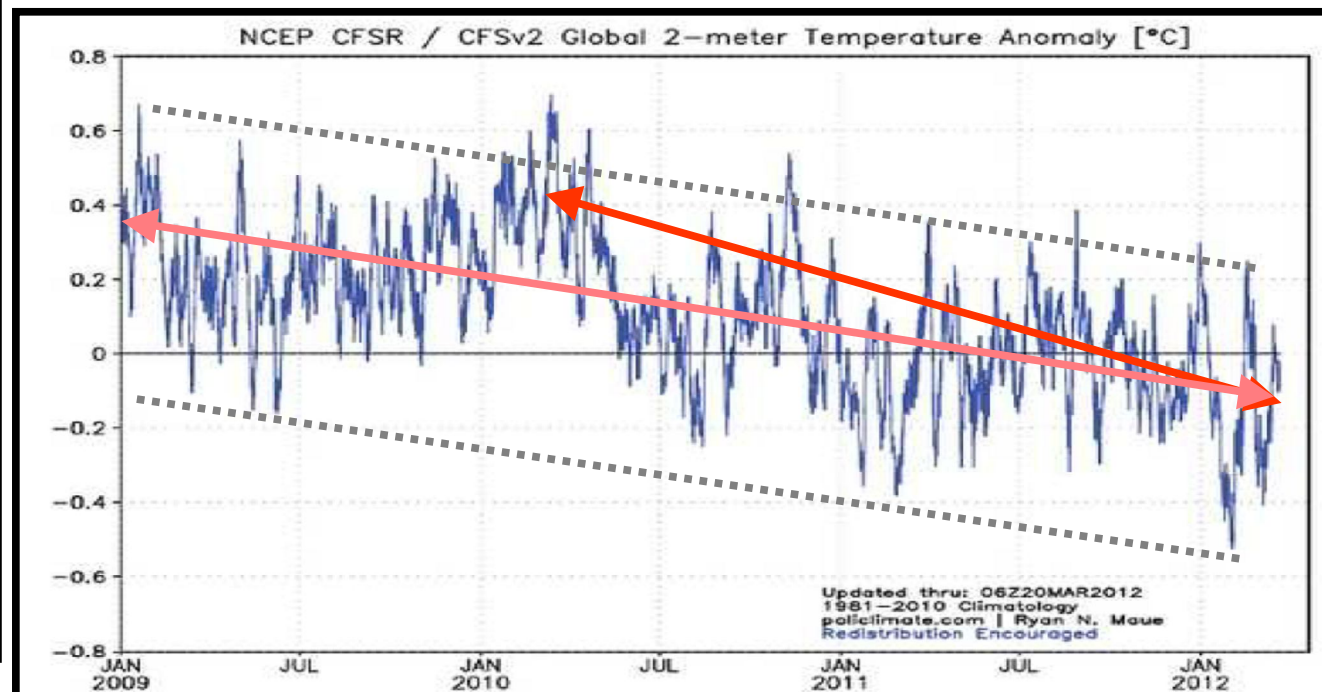
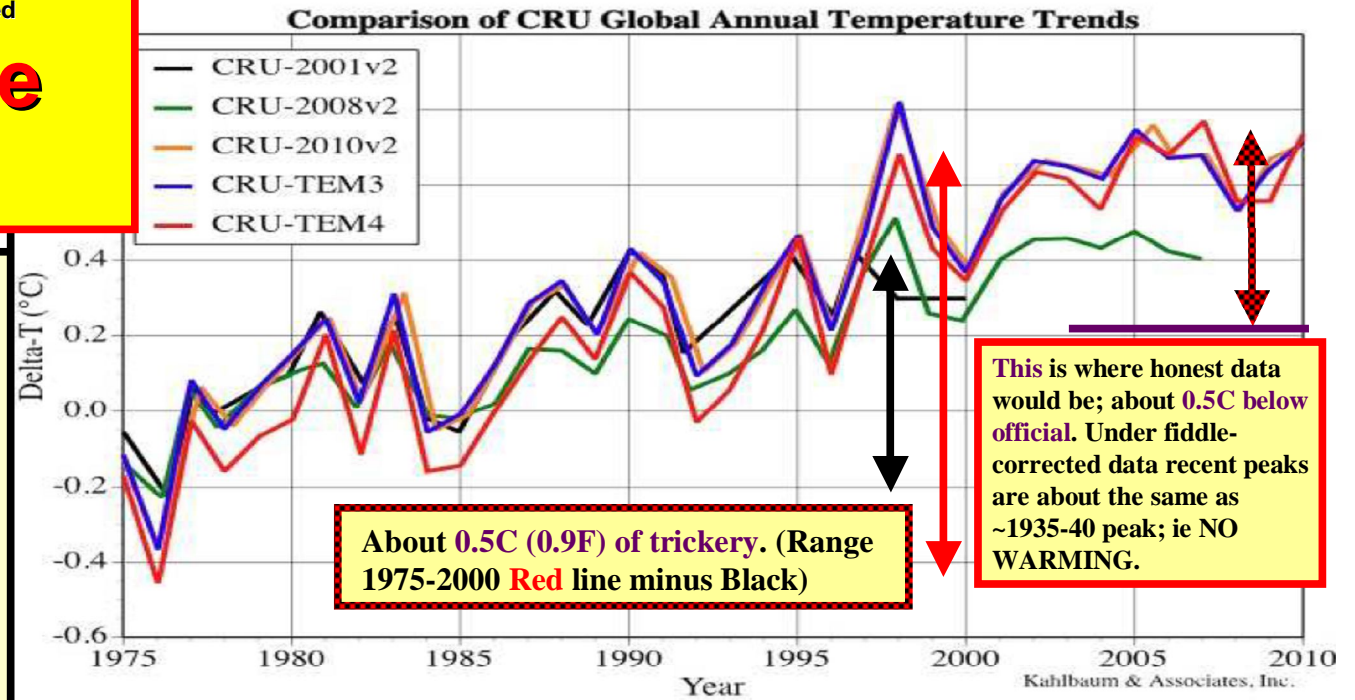
NOW THEY SAY WARM IS COLD!!

They Changed the FACTS!

Warmists have been fiddling (“selecting”) data for years –

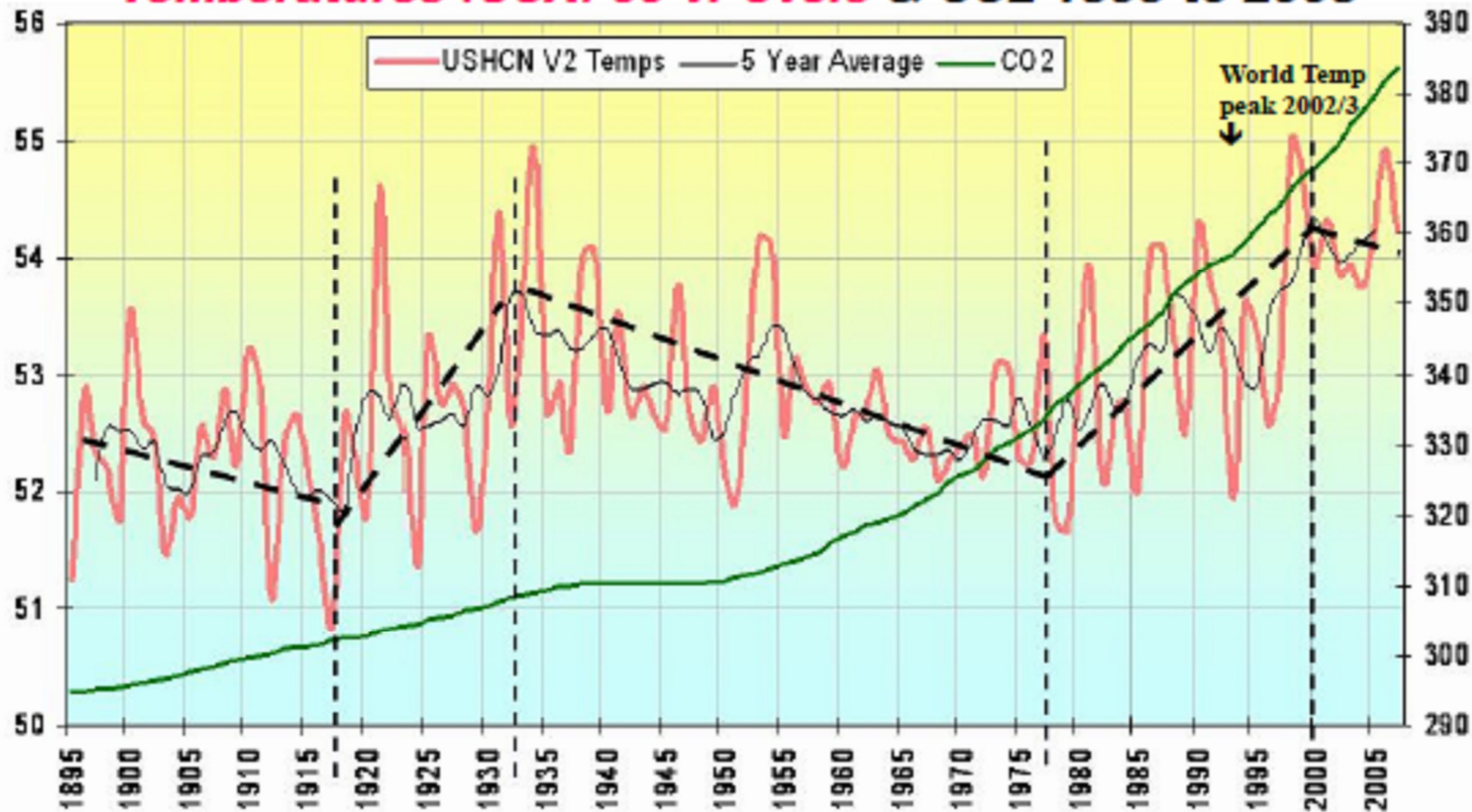
- systematically removing stations to make the data look colder in the past & warmer **NOW** – see also slide 13 in <http://www.weatheraction.com/docs/WANews11No5a.pdf> - which shows ~60% of world stations were removed during ~1986-2000 and ‘new data set’ temperatures rose dramatically at the same time.

- **BUT** Whatever they do, even with ‘new’ data the **WORLD IS COOLING** while CO2 still rises.



The 'warmest' 30 years ~1983 to 2012 is (apart from data fiddling which artificially increased the ~2000 peak by 0.5C=0.9F on graph) simply an expression of the natural Solar-Magnetic Lunar ~60 year cycle – eg dotted line in USA graph – explained by Solar-Lunar science and nothing to do with CO2.

Temperatures (USA) 60 yr Cycle & CO2 1895 to 2008



- Official data - Graph by JD'Aleo Sept 2008 Circulated by Piers Corbyn www.weatheraction.com

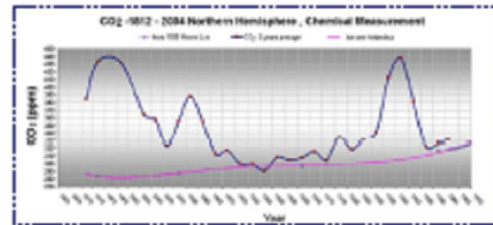
Their claims about CO2 & temperature & Climate are **FACTUALLY FALSE**

Greenpeace exposed

The Dutch-based commercial propaganda business, **Greenpeace**, went into 'unprecedented' delirium 10/11 May 2013 as 'Official' levels of the trace-gas CO2 from the Mauna Loa active volcano site reached 0.04% (grandly termed 400ppm)
pic.twitter.com/Yu403FMDDd.

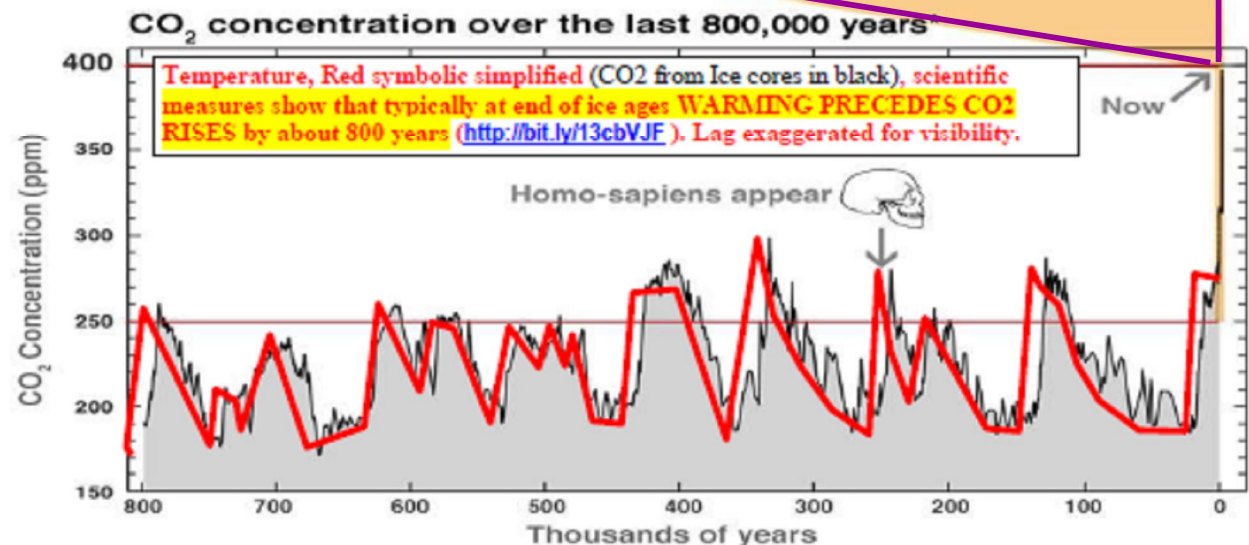
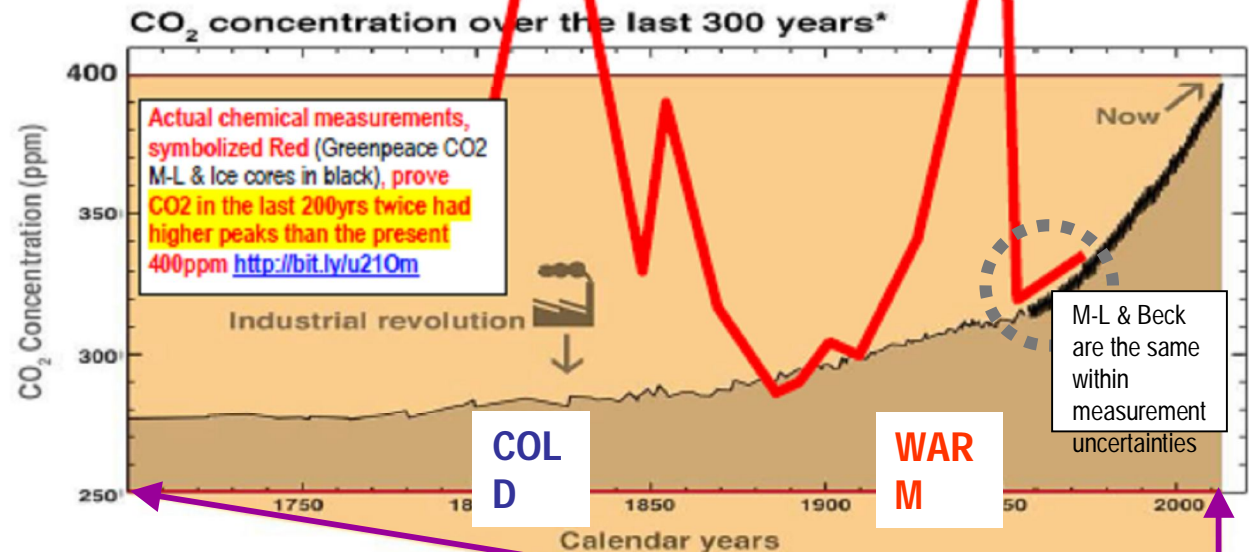
Their key claims portrayed in dodgy spin graphs (black) are false and disproved by the scientific **FACTS** symbolically presented in **Red overlays**.

0.04% levels are not 'unprecedented' but exceeded twice in the last 200 yrs – around 1820 in the later 'Dalton' Mini Ice Age and ~1940s, a warm period. Greenpeace, whose profits depend on headline-grabbing propaganda falsify reality by using two different sets of measurements:- recent, from 1958, chemical methods and preceding; ice core methods which lose past CO2 and CO2 spikes due to it's diffusion through ice. (Refs Beck 2006 inset, Jaworowski 2007). Scientific chemical measures, **Red**, are close to Mauna Loa and mostly well exceed prior ice-core flattened underestimates.



2. Historically Temperature rises LEAD CO2

Greenpeace propaganda (black lower graph) confuses cause and effect by ignoring this fact which threatens to terminate much of their income stream and Green surcharge scams of energy companies, governments and carbon-delusion businesses & banks.



*Data from ice-cores until 1958 when records started at the Mauna Loa observatory in Hawaii


Quadzat! 4-fold Solar, Quake, Tropical storm, Eu+USA extremes confirm WeatherAction

- **“Amazing” End Aug ‘Top Red’ period forecast sun-earth-weather hits**

- **Another triumph for WeatherAction Solar-Lunar-Action-Technique**

- **The CO2 ‘driver’ theory of Weather & Climate is delusional nonsense**

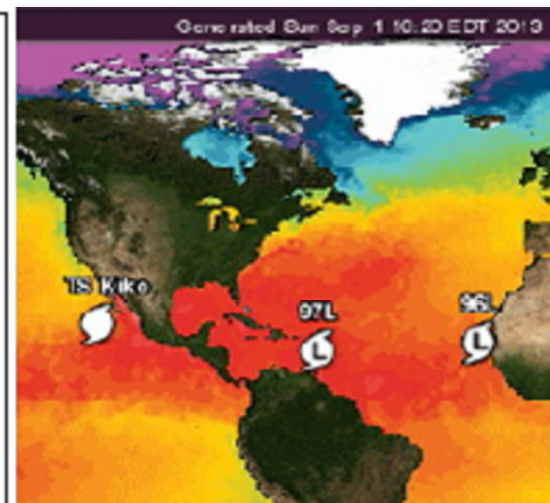
29-30 Aug	R5*	Top High	Top High	29 Aug-Sep 1st	QV5	V Major Earthquakes - Volcano M 6.5+ extra Risk Major Earth-facing Coronal holes &/or Active regions near central longitude solar disc likely.
31 A-1 Sep	R4*	High	High			
	*Mobile rather than JSX					



The WeatherAction ‘Red Weather’, Solar-Geophysical, Tropical Storm and USA + Euro forecasts ~29 Aug-Sept 1st with **R5** 29-30th & **QV5** trial 29th-1st issued 30day ahead (Right) scored major successes in predicting: Earth-facing Coronal holes, major Earthquakes, Formation of potential Atlantic Trop Storms/Hurricanes E of Leeward Is, and extreme wind, hail and tornado events where predicted in North USA and Italy/Balkans regions of The Med.

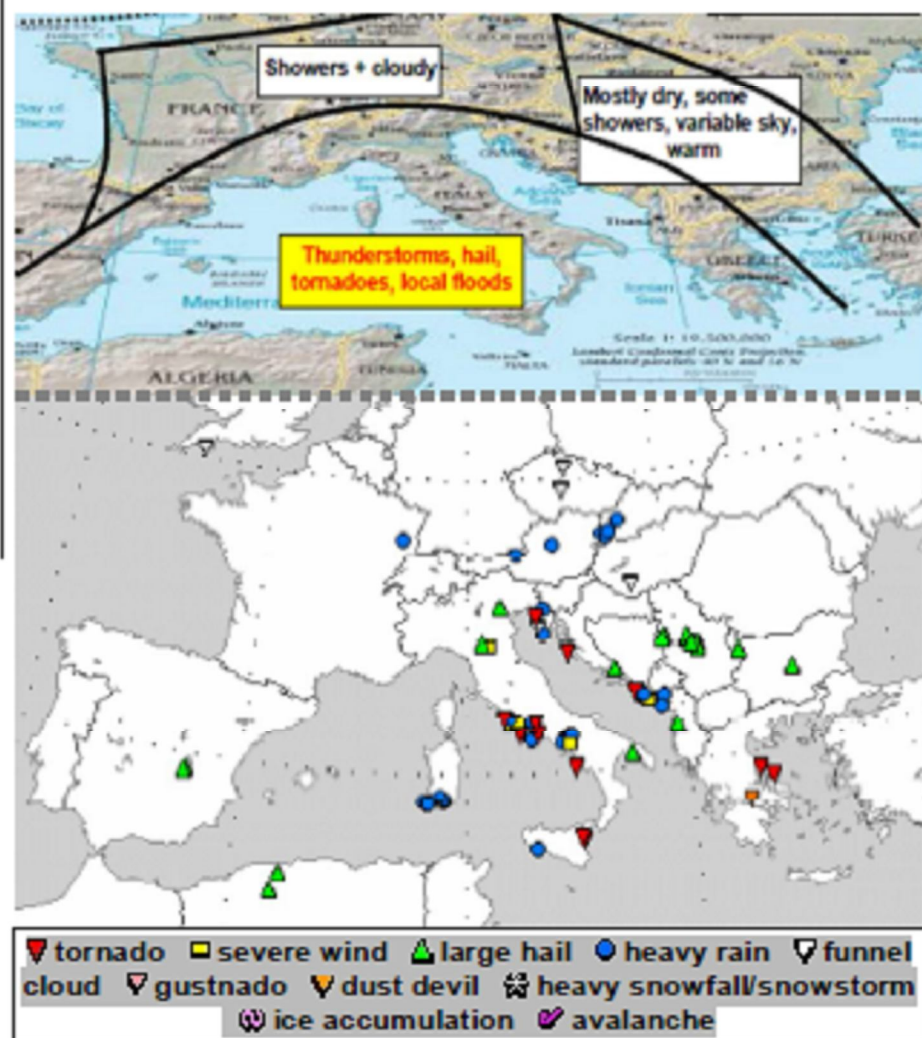
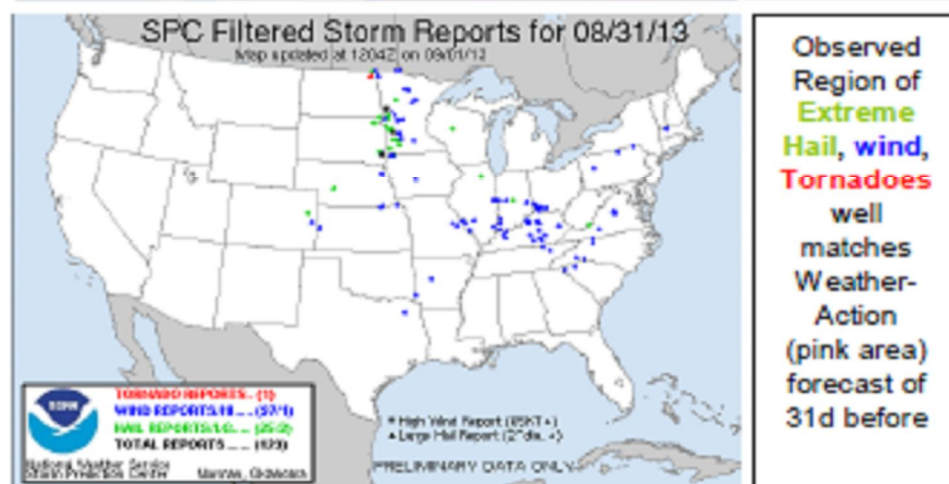
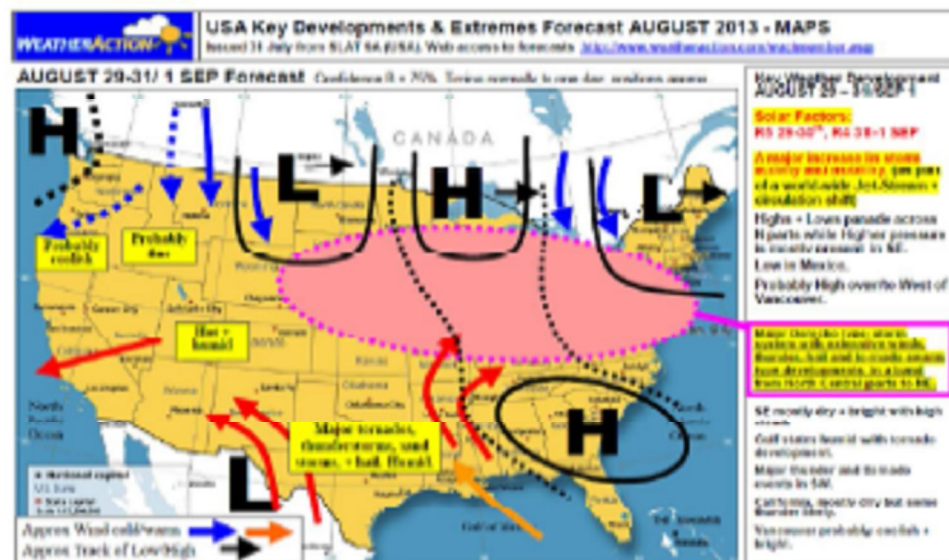
The huge Coronal Hole was on 28th. The M7.0 quake in the Aleutian Isles was on 30th and potential Atlantic TS Developments 96L & 97L were 29th. For ‘RTQ’ (Solar-Quake) and full ATS forecast & results also see http://bit.ly/18ljXS_

From WeatherAction ATS formation forecast prod 25Aug
WA1 Forming ~29-30th Aug reaching H2 (+/-1) at some point. Prob starting East of Leeward Islands, heads W/NW towards near Bahamas, standard models are likely to suggest landfall on the Islands but WA1 will veer slightly right of their projections and stay in Atlantic and **HIT GEORGIA (or Florida/South Carolina)** around 6/7th (5-8th) Sept.



WeatherAction USA 29 day ahead forecast for major storms with hail events in a (see pink) band across North USA 29-31st/1st was superbly matched in timing and region by storm reports 31st (below) and included giant hail storms eg in Nebraska (link above).

WeatherAction Euromap forecast prod end Jul (bel) for thunder, hail, heavy rain/floods & tornadoes in Italy/Balkans region of the Med was superbly followed in records (bot rt) in European Severe Weather Database 27Aug-1Sep <http://www.essl.org/cgi-bin/eswd/eswd.cgi>



The new Mini Ice Age is upon us!

"MIA fingerprint now overwhelming" - astrophysicist



11/12-16 Mar 2013 BC = 70%
 Brief Higher pressure 11/12 then blizzards followed by wet and windy weather mainly in West and South especially 13/14th. Mostly dry in North. Heavy rain, thunder and hail in South later.

Briefly bright then poss blizzards / sleet as mild air meets cold, then wet + windy with gales thunder + hail damage.
 Largely dry (especially North Scotland). Snow showers. Turning milder later.
 Snow showers / sleet blizzards then wet + windy and milder.
 Rough Seas
 Rough Seas

"March 10th 1947** was the day of the thaw ending the late snowy cold winter of 1947 in Britain & Europe and there was a giant sunspot group at the centre of the solar disc. This year, three magnetic (22yr) solar cycles later, solar activity has been generally very low and this day marked deep cold" - heralding more snow, on 12th, when snow-blizzards hit S/E England (Pic Folkstone) as WeatherAction forecasted in detail 25days ahead (see map).

"This is further evidence of the inevitable plunge - from now - into the new Mini-Ice Age we warned of some years ago", said Piers Corbyn, astrophysicist of WeatherAction.com, March 10th.

"The CO2 story is over. It has been pointing the world in the wrong direction for too long. The serious implications of the developing MIA to agriculture and the world economy through the next 25 to 35 years must be addressed."

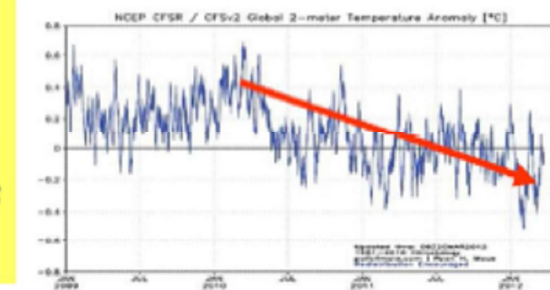
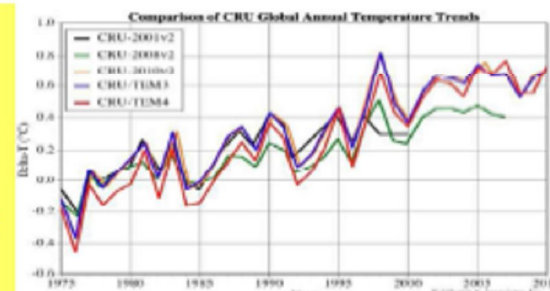
** Piers' birthday!

- The CO2 story is over
- World cooling is now 'locked-in'
- Average solar activity way down
- Jet stream often way south
- Jet Stream develops wild waves giving very extreme weather events - hail, thunder, floods etc.



Warmists have been fiddling ("selecting") data for years

BUT Whatever they do, even with 'new' data THE WORLD IS COOLING WHILE CO2 CONTINUES TO RISE



YOU NEED EASTER & APRIL NOW!

EASTER inc Mon April 1 forecast is FREE NOW - included with March 30d forecast -when you subscribe to B+I 15-45d forecasts. APRIL 45d comes on 15 March - Subscribe: <http://www.weatheraction.com/wactmember5.asp>

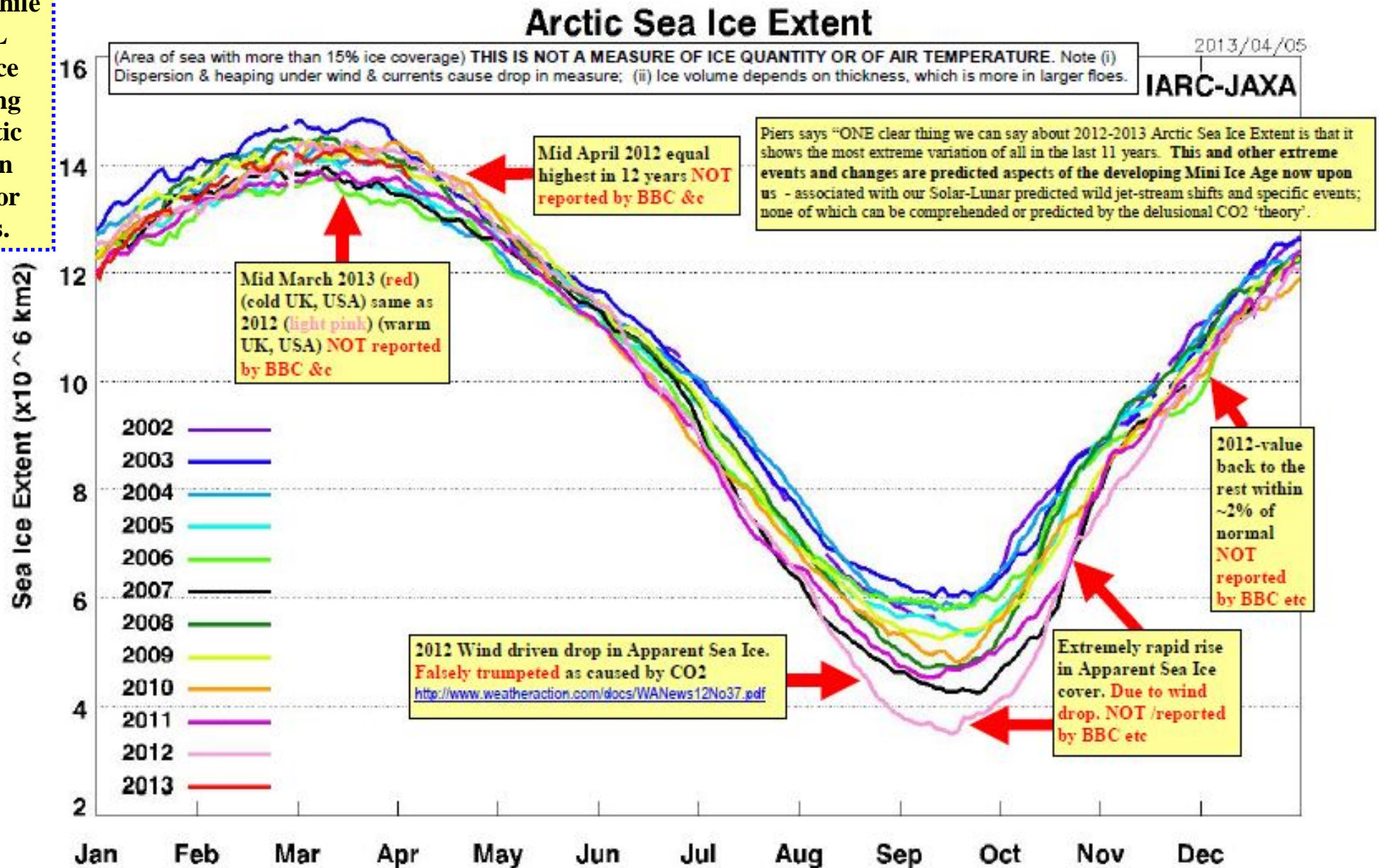
WeatherActionTV - 3 NEW Vids <http://bit.ly/R48q37> : Winter 2012-13

Blizzards & Stratwarms; Challenge to CO2 warmists; Why CO2 fails
 "It's the Sun, not CO2!" Piers Corbyn's 'game changing' presentation June 5 2012 at 'The Greenest Event' Johannesburg South Africa <http://t.co/Pbt3RjaX>

HIDE THE RISE! The Warmists Arctic Sea Ice trick 2013

- What the BBC did not report

Meanwhile
TOTAL
world ice
including
Antarctic
has been
rising for
decades.



What should you do?



1. ENJOY life! Enjoy the planet!

Don't feel guilty about 'carbon footprints'.

CO2 is the Gas Of Life (GOL)! More GOL increases plant & animal life.

GOL (CO2) IS NOT A POLLUTANT. MORE CO2 IS GOOD NOT BAD!!!!

2. Accept Man can't change Climate!

The Problem is Climate Change POLICY. 'Climate Science' lacks integrity. Prove & predict! Standards of science must apply to Climate.

3. STOP Carbon reductions, Carbon tax & Trading

NO PRAYER WHEELS (Wind farms)

MONEY BACK on Green Electricity Charges - Theft

Your electricity bill has gone up 25% for the Green Con and is set to double

4. KEEP honest green policies to reduce smoke & chemical pollution and defend biodiversity.

5. USE LONG RANGE Scientific Solar-Lunar Weather Forecasts & Prepare for the developing Mini Ice Age